

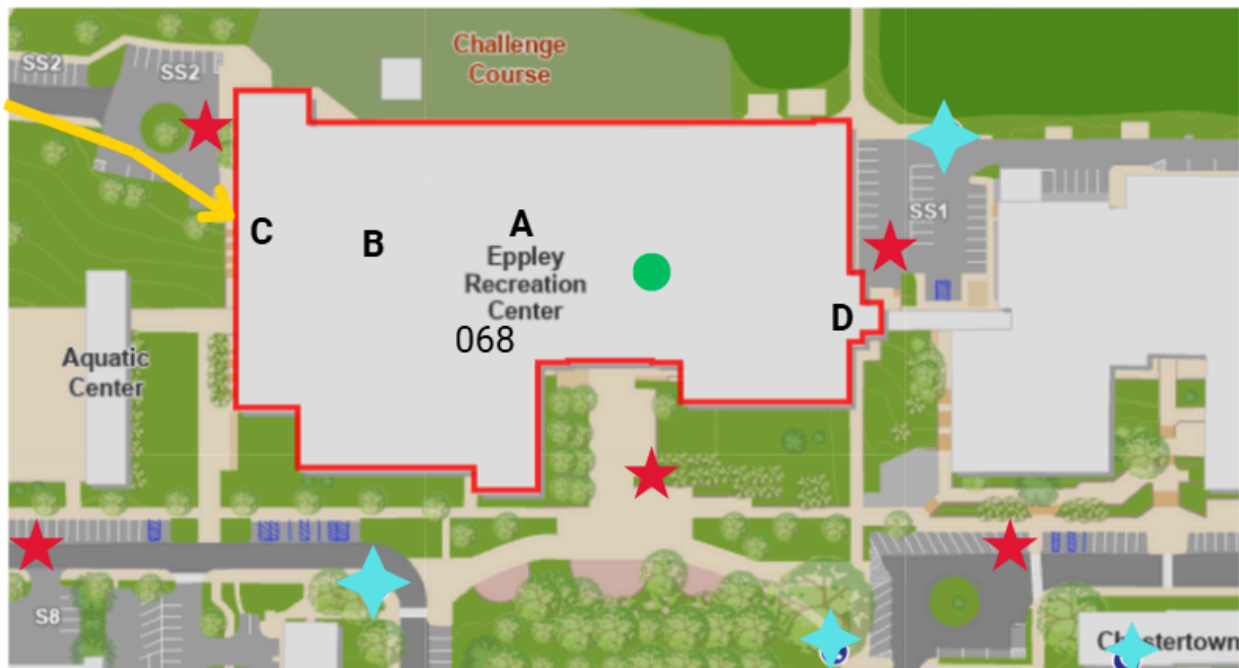
UNIVERSITY OF MARYLAND RECWELL

Eppley Recreation Center Natatorium Emergency Action Plan (EAP)


Emergency Communication: Call campus emergency services (301) 405-3333 (#3333). Emergency phone calls should be placed to campus emergency services by the staff of the Eppley information desk via radio call from the pool deck. Call back number directs to the pool deck 301-226-4443.

Address: Eppley Recreation Center (campus bldg. 068) 4128 Valley Drive, College Park, MD 20742.

Venue Directions: Primary EMS entrance to natatorium floor is through doors at access point C, off of Valley Drive and through parking lot SS2. Walk through the adventure program area and then enter the doors onto the pool deck. If entering from Wellness Way, go through the doors at access point D (Lot SS1), go down the hallway past the equipment issue desk and just before the men's locker room, turn right into the aquatics hallway and enter onto the pool deck.



A = Eppley Recreation Center B= Natatorium C = Primary Emergency Access Point (Lot SS2)

D= Secondary Emergency Access Point (Lot SS1)  = EMS Entrance



= Public Phone



= Personnel to meet EMS




= Elevator

Lay First Responder Management of Common and Catastrophic Injuries

Chain of Command:

If no healthcare professional (athletic trainer, paramedic, physician, etc.) is around to assist in an emergency, the guidelines below are available for a lay first responder to follow. Always call campus emergency services if unsure of what to do and yield immediate emergency care to those with the highest medical authority on site.

1. **Check:** Attend to the injured participant and assess the scene, situation, and ABC's (airway, breathing, circulation (heartbeat)).
2. **Call:** Alert campus emergency services 301-405-3333 for advanced medical help, providing the dispatcher with all requested information.
3. **Care:**
 - A. Locate and obtain any available emergency equipment (AED/first aid kit). When campus emergency services are called, a UMPD officer will bring these items to the scene with them.
***Closest public AED is located on the natatorium pool deck.**
 - B. Ensure that all door, gates, and entry ways are open so that available and designated personnel (red stars on map) can lead EMS to the scene/injured participant
 - C. Providing care for common/catastrophic injuries:
 - **Breathing emergencies:** unconscious, non-breathing participants will need CPR administered and an AED applied until EMS arrives and takes over.
 - **Bleeding:** apply direct pressure to the wound until EMS arrives and takes over.
 - **Heat Illness:** Immediately begin cooling the participant first with all available water/ice and transport them with EMS second.
 - **Fracture:** Do not move the injured area, monitor, and keep the participant calm until EMS arrives and takes over.
 - **Cervical Spine/Neck:** Do not move the injured participant. Have the participant remain still, calm, and monitor until EMS arrives and takes over.
4. **Report:** All injuries/incidents occurring on or in RecWell spaces should be reported in one of the following forms:

A. Accident report- 

B. Incident report- 